

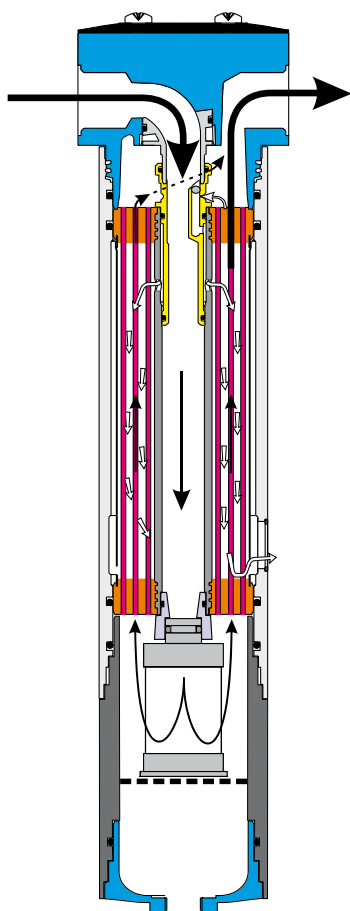

DRYPOINT® M PLUS

COMPRESSED AIR MEMBRANE DRYER

AN INNOVATIVE ALL-IN ONE SOLUTION

Thanks to the integration of the compressed air filter and the membrane dryer in a single unit, DRYPOINT® M PLUS offers exceptional reliability for every application. By taking advantage of the physical properties, the integrated construction is ideal in terms of airflow and filtration, because highly efficient filtration takes place immediately before the membrane.

DRYPOINT® M PLUS compressed air membrane dryers are compact and effective, using the latest Twist 60 technology from BEKO.



- + 1: ALL-IN-ONE. FILTRATION AND DRYING IN A SINGLE UNIT**
- + 2: PERFECT SET-UP: FILTRATION IMMEDIATELY BEFORE THE MEMBRANE**
- + 3: TWIST 60 TECHNOLOGY FOR PEAK EFFICIENCY**
- + 4: SIMPLE FILTER ELEMENT REPLACEMENT, LOW MAINTENANCE**
- + 5: INTEGRATED DRAIN**

The DRYPOINT® M PLUS compressed air membrane dryer is available with either a float drain or a BEKOMAT® electronic condensate drain.



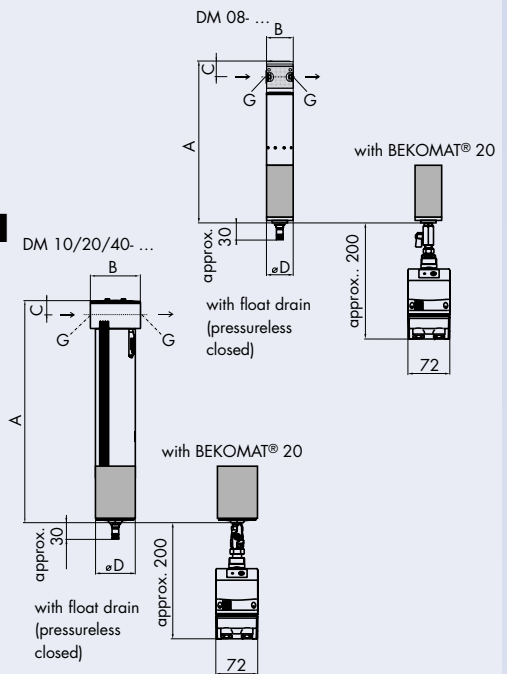
DRYPOINT® M PLUS

COMPRESSED AIR MEMBRANE DRYER

AN INNOVATIVE ALL-IN ONE SOLUTION

TECHNICAL DATA

DRYPOINT® M PLUS is available in various model sizes for different degrees of drying. As a condensate drain, BEKOMAT 20 or float drains (pressureless closed) are available. Depending on the flow volume, pressure, model size, and purge air setting, subpressions in pressure dew point (PDP) between 20 °C and 55 °C are achieved as standard. Customer-specific designs, e.g. for even greater PDP subpressions, are always possible.



Model size	DRYPOINT® M drying efficiency Inlet in l/min at 7 bar				Weight incl. float drain kg	Weight incl. BEKOMAT® kg	Dimensiones				
	Typ A		Typ B				A mm	B mm	C mm	D mm	G
DM 08-19 K - N	50	32	21	12	0,79	1,79	265	46	27	45	1/4"
DM 08-24 K - N	100	66	35	24	0,87	1,87	315	46	27	45	1/4"
DM 08-28 K - N	150	100	70	48	0,94	1,94	355	46	27	45	1/4"
DM 08-34 K - N	200	133	105	72	1,03	2,03	415	46	27	45	1/4"
DM 10-41 C - N	300	199	155	109	2,1	3,1	505	75	28	60	3/8"
DM 10-47 C - N	400	266	205	144	2,3	3,3	565	75	28	60	3/8"
DM 20-48 C - N	600	399	300	211	3,5	4,5	575	100	34	80	3/4"
DM 20-53 C - N	800	532	430	305	3,8	4,8	625	100	34	80	3/4"
DM 20-60 C - N	1050	765	660	470	4,1	5,1	695	100	34	80	3/4"
DM 20-67 C - N	1350	910	800	560	4,4	5,4	765	100	34	80	3/4"
DM 40-61 C - N	1650	1125	940	690	9,1	10,1	795	146	48	120	1 1/2"
DM 40-75 C - N	2450	1690	1310	960	10,2	11,2	935	146	48	120	1 1/2"
DM 40-90 C - N	-	2250	1880	1370	11,3	12,3	1085	146	48	120	1 1/2"

Inlet-DTP	+35 °C	+35 °C	+35 °C	+35 °C
Outlet-DTP	+15 °C	+3 °C	+ 3 °C	-20 °C
DIN ISO 8573-1	Kl. 6	Kl. 4	Kl. 4	Kl. 3

Purge air consumption in per cent at nominal capacity:

PDP lowering from 35 °C to 15 °C	approx. 10%
PDP lowering from 35 °C auf 3 °C	approx. 14%
PDP lowering from 35 °C auf -20 °C	approx. 20%

Operating conditions (temperature, pressure)	+2 bis +50 °C / 4 bis 12,5 bar +2 bis +60 °C / 4 bis 7 bar
Differential pressure*	0,1 – 0,3 bar
Filter, integrated**	Particel 0,01 µm Öl <0,01 mg/m³

* Depending on the volume flow and module size

** Additional filters may be fitted upstream according to application

Please take advantage of our specialist expertise, e.g. when designing for unusual conditions. We will be happy to advise you.



BEKO TECHNOLOGIES GMBH

Im Taubental 7 Telefon +49 2131 988-0
41468 Neuss Telefax +49 2131 988-900

www.beko.de beko@beko.de

Subject to technical changes without prior notice; the information and data do not represent product characteristics within the meaning of the German Civil Code (BGB)

© Registered trademarks of BEKO TECHNOLOGIES GmbH, Neuss