

ÖWAMAT®

**OIL / WATER SEPARATION
DOUBLE EFFICIENCY.
DOUBLE FILTER LIFE.**



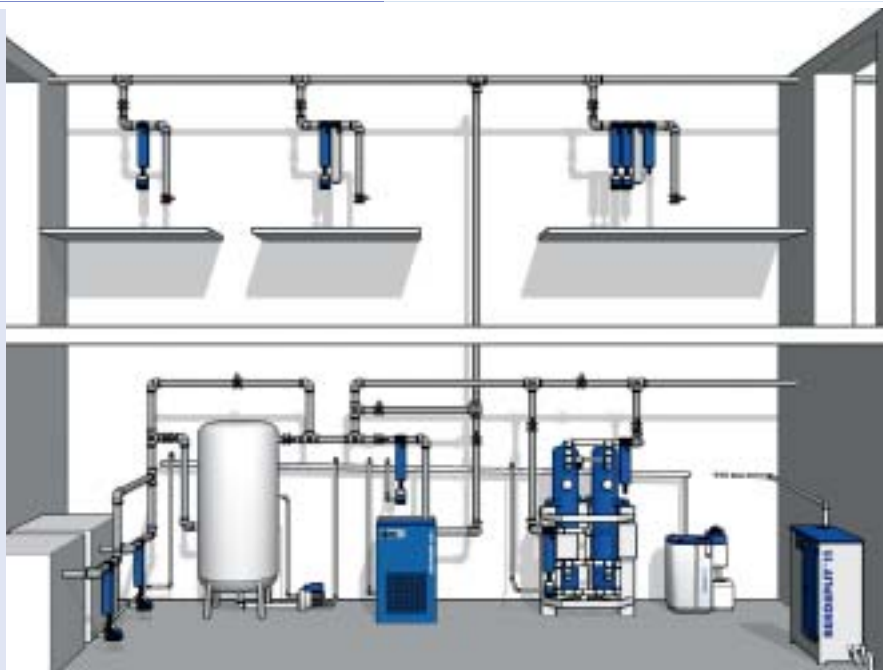

National technical approval

Z-83.5-9

Deutsches Institut für Bautechnik, Berlin



EXPERT KNOWLEDGE FOR EFFICIENT TECHNOLOGY



INEVITABLE

Anyone who runs compressed air equipment needs to control and treat the inevitably occurring condensate. This is what economic and technical reasons, as well as ever increasing legal regulations, demand.

The oil / water separation for dispersed condensates usually represents a cost-saving and permanently reliable solution to the problem. The purified water meets the legal requirements regarding discharge.

With many innovations and the respective know-how, BEKO's newly developed ÖWAMAT® generation demonstrates the head start of an experienced producer.

Allow yourself to be convinced!

DECENTRAL AND RELIABLE

Outsourcing sounds progressive – but is not always the best solution. The disposal of condensate via external service providers, for example, is a complex and costly procedure. Furthermore, internal investments, such as certified collection tanks, monitoring devices and installation works need to be added to the disposal costs.

Decentralised processing of the condensates directly where they develop represents a solution which is more elegant and, above all, more cost efficient. In this respect, ÖWAMAT® oil / water separators perform much better than light-liquid separators in accordance with DIN 1999 and simple gravity separators. In contrast to these devices, ÖWAMAT® installations meet all legal requirements. Additional investment costs and infrastructural conversions are not necessary.



EXPERIENCE GUARANTEES THE LEAD

ÖWAMAT® devices made by BEKO are optimally adjusted to the operating requirements. Having been consistently upgraded and improved over more than two decades, in particular the generation now available has become the standard of this industrial sector with devices which have often been copied but never equalled.

ÖWAMAT® devices are known for superior cost-effectiveness and function:

- Plant-specific sizes
- No energy costs
- National technical approval for all sizes
- No permit according to the law on water required
- Low maintenance. Control once a week only
- Payback within a few months
- 90-125 % higher performance according to unit type

+1: DOUBLE EFFICIENCY

+2: SIMPLE HANDLING THANKS TO CARTRIDGE TECHNOLOGY

+3: DOUBLE SERVICE LIFE OF FILTER UNITS

+4: TYPE APPROVAL INCLUDING OR EXCLUDING THE SEPARATION OF FREE TRAMP OILS

+5: EASY RETROFITTING OF A HEATING SYSTEM AT ANY TIME



INNOVATIVE, EFFICIENT, RELIABLE



THE OPERATING PRINCIPLE: YOUR GUARANTEE FOR COST-EFFECTIVE CONDENSATE TREATMENT

The oil-contaminated condensate flows under pressure into the newly designed pressure relief chamber. ❶ Here, the pressure is released without creating turbulence in the downstream ❷ separation tank. Any entrained coarse dirt particles are held back in a ❸ removable trap.

In the separation tank, the oil settles on the surface as a result of gravity separation. It then flows into the overflow-proof oil collector ❹.

The pre-cleaned condensate flows into the filtration stage. The prefilter ❺, which is characterized by its ideal flow pattern from the inside to the outside, binds the remaining oil droplets. It also deals with any residual floating oil in the filter chamber.

The remaining oil particles are safely and reliably retained in the main filter cartridge ❻. The final result is purified water suitable for discharge directly into the sewer system. Thanks to the cartridge technology, filter replacement is both quick and clean.

The OEKOSORB® cartridge:
Take grip-straps ...

pull out the cartridge ...

and allow it to drain.





Special ÖWAMAT® version without separation of free tramp oils

ÖWAMAT® without separation of free tramp oils

Special version for condensates without free oils, as typical for certain applications, e.g. in the case of polyglycol lubricated compressors. For dimensioning an ÖWAMAT® version without separation of free tramp oils we recommend obtaining advice either from specialists in the trade or from BEKO.

Variable connection in three directions



Approval including or excluding the separation of free tramp oils

For the new ÖWAMAT® generation, a type approval is available for models including or excluding the separation of free tramp oils.

Also suitable for piston compressors

A type approval is also available for ÖWAMAT® devices for the processing of condensate from piston compressors.

Prefilter and OEKOSORB® cartridge



Operator-friendly cartridge technology

Enables quick and clean replacement.
Minimized waste and easy disposal.

Superior filter material

Greater efficiency thanks to improved material of prefilter and main filter. Superior to conventional activated carbon filters.

Extended maintenance intervals

Enable optimum synchronisation with compressor service contracts.

Simple to retrofit: heating system



Operationally reliable

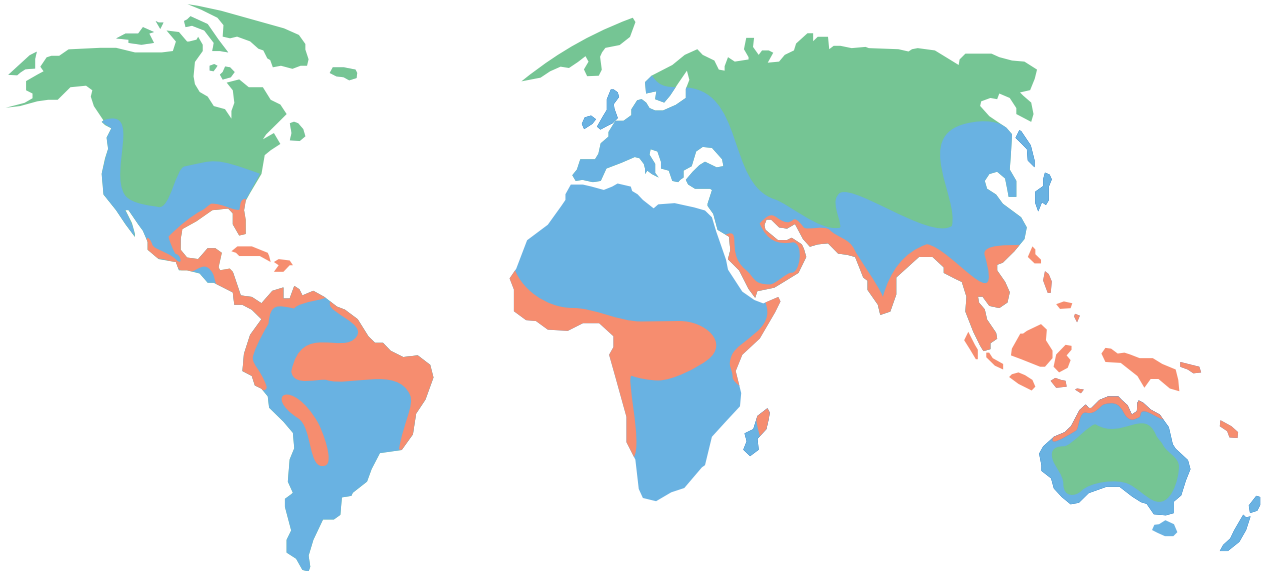
The newly designed pressure relief chamber with non-turbulent condensate conduction and the overflow-protected oil receiver constitute important factors in terms of operational reliability.

Optional heating system

Retrofitting of a heating system is possible during operation without emptying the separation tank.

CAPACITY AND CLIMATE DATA

ÖWAMAT®



Our performance classification of BEKOMAT® and ÖWAMAT® units is based on performance tests and many years of experience in this field. Taking account of the different climate zones across the globe enables better plant dimensioning. For region-specific dimensioning of ÖWAMAT® oil / water separation systems see the three climate zones:

- e.g. Northern Europe, Canada, Northern USA, Central Asia
- e.g. Central and Southern Europe, Central America
- e.g. South-East Asian coastal regions, Oceania, Amazon and Congo region

For further details concerning climate zones contact our sales partners, subsidiaries, BEKO Germany or visit our website at <http://www.beko.de>.

| | Installed compressor capacity (m³/min) | | | | | |
|------------|--|---------|---------|---------------|---------------------------------|--------------------|
| | Screw compressors | | | | Piston compressors 1 or 2-stage | |
| | Turbine oil LTD | VDL oil | VCL oil | Synthetic oil | VDL oil | Synthetic oil PAO* |
| ÖWAMAT® 11 | 2.8 | 2.8 | 2.1 | 2.1 | 1.9 | 1.6 |
| | 2.4 | 2.4 | 1.9 | 1.9 | 1.7 | 1.4 |
| | 2.1 | 2.1 | 1.6 | 1.6 | 1.5 | 1.2 |
| ÖWAMAT® 12 | 8.5 | 8.5 | 6.5 | 6.5 | 5.9 | 4.9 |
| | 7.3 | 7.3 | 5.6 | 5.6 | 5.1 | 4.2 |
| | 6.2 | 6.2 | 4.8 | 4.8 | 4.3 | 3.6 |
| ÖWAMAT® 14 | 16.9 | 16.9 | 13.0 | 13.0 | 11.7 | 9.8 |
| | 14.6 | 14.6 | 11.3 | 11.3 | 10.1 | 8.4 |
| | 12.5 | 12.5 | 9.6 | 9.6 | 8.7 | 7.2 |
| ÖWAMAT® 15 | 33.6 | 33.6 | 25.9 | 25.9 | 23.3 | 19.4 |
| | 29.3 | 29.3 | 22.5 | 22.5 | 20.3 | 16.9 |
| | 24.9 | 24.9 | 19.1 | 19.1 | 17.2 | 14.3 |
| ÖWAMAT® 16 | 67.3 | 67.3 | 51.8 | 51.8 | 46.6 | 38.8 |
| | 58.5 | 58.5 | 45.0 | 45.0 | 40.5 | 33.8 |
| | 49.7 | 49.7 | 38.3 | 38.3 | 34.4 | 28.7 |

Coefficients for performance deviation with synthetic oils (based on PAO)

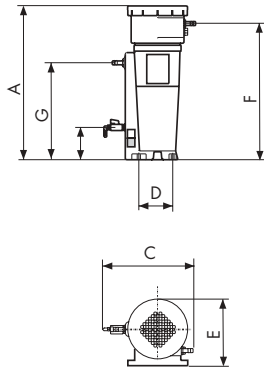
| Synthetic oil | Screw compressors | Piston compressors 1 or 2-stage | Possible performance deviation |
|---------------|-------------------|---------------------------------|--------------------------------|
| PAO | 1.0 | 1.0 | +/- 20 % |
| Esters | 0.85 | 1.15 | +/- 40 % |

TECHNICAL DATA

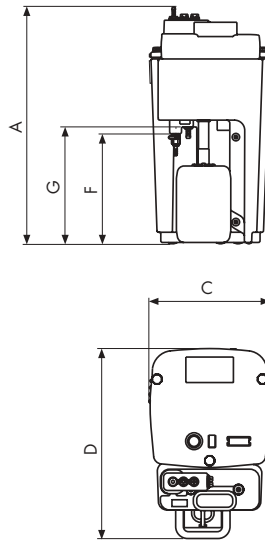
ÖWAMAT®

| | ÖWAMAT® 11 | ÖWAMAT® 12 | ÖWAMAT® 14 | ÖWAMAT® 15 | ÖWAMAT® 16 |
|-------------------------------------|--|---|---|---|---|
| Container volume | 10 l | 30.6 l | 61.3 l | 115.5 l | 228.4 l |
| Filling volume with preseparator | | 22.72 | 46.34 | 84.28 | 218.8 |
| Filling volume without preseparator | 4.3 l | 20.3 l | 41.5 l | 72.5 l | 197.2 l |
| Condensate inflow (hose) | 2 x G ¹ / ₂ (di = 10 mm) | 3 x G ¹ / ₂ (di = 10 mm) 1 x G1 (di = 25 mm) | 3 x G ¹ / ₂ (di = 10 mm) 1 x G1 (di = 25 mm) | 3 x G ¹ / ₂ (di = 13 mm) 1 x G1 (di = 25 mm) | 3 x G ¹ / ₂ (di = 13 mm) 1 x G1 (di = 25 mm) |
| Water outflow (hose) | G ¹ / ₂ (di = 10 mm) | G ¹ / ₂ (di = 13 mm) | G1 (di = 25 mm) | G1 (di = 25 mm) | G1 (di = 25 mm) |
| Oil outflow | | DN 25 | DN 25 | DN 40 | DN 40 |
| Oil collector | | 2 x 5 l | 2 x 5 l | 2 x 10 l | 2 x 20 l |
| Weight empty | | 13.5 kg | 18.5 kg | 36.5 kg | 53 kg |
| Weight empty without preseparator | ca. 9 kg | 12 kg | 16 kg | 32 kg | 42 kg |
| Min./ max. temperature | +5 to +60 °C | +5 to +60 °C | +5 to +60 °C | +5 to +60 °C | +5 to +60 °C |
| Max. operating pressure at inlet | 16 bar | 16 bar | 16 bar | 16 bar | 16 bar |
| Prefilter | 2.5 l | 2.5 l | 6.5 l | 18.5 l | 36.5 l |
| Main jet | 2.0 l | 5.4 l | 10.4 l | 20.2 l | 40.3 l |

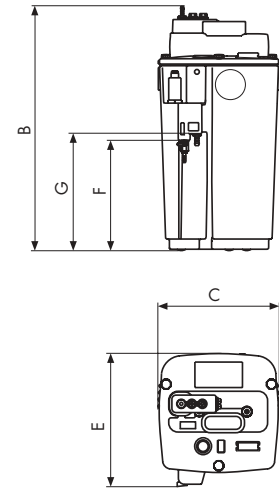
ÖWAMAT® 11



ÖWAMAT® 12-16
with preseparator



ÖWAMAT® 12-16
without preseparator



| | ÖWAMAT® 11 | ÖWAMAT® 12 | ÖWAMAT® 14 | ÖWAMAT® 15 | ÖWAMAT® 16 |
|---|------------|------------|------------|------------|------------|
| A | 525 mm | 695 mm | 865 mm | 1090 mm | 1160 mm |
| B | – | 715 mm | 885 mm | 1110 mm | 1180 mm |
| C | ø 200 mm | 350 mm | 410 mm | 520 mm | 610 mm |
| D | 100 mm | 560 mm | 630 mm | 770 mm | 980 mm |
| E | 220 mm | 400 mm | 480 mm | 590 mm | 720 mm |
| F | 464 mm | 320 mm | 420 mm | 505 mm | 535 mm |
| G | 300 mm | 340 mm | 460 mm | 550 mm | 580 mm |

BEKO HIGH-QUALITY COMPRESSED AIR

BEKOMAT®

The convincing concept for condensate discharge

ÖWAMAT®

Clean & safe oil / water separation.
New with double efficiency and double filter life

BEKOSPLIT®

Splitting plants for the reliable, economic and environmentally friendly treatment of emulsions

DRYPOINT®

The complete product range for compressed air drying:
refrigeration dryers, adsorption dryers, membrane dryers

EVERDRY®

Compressed air for large volume flows

CLEARPOINT®

Flow-optimised, reliable filters and water separators for compressed air and industrial gas

BEKOKAT®

Catalytic oil retention.
The optimum solution for the highest requirements in compressed air treatment

BEKOFLOW®

Innovative, cost-cutting compressed air pipe system

BEKOBLIZZ®

Optimised cooling processes using deep-cooled, dry compressed air

EVERDRY® – Engineered by EverAir GmbH.
Member of the BEKO Group of Companies.



BEKO TECHNOLOGIES GMBH

Im Taubental 7 Phone +49 2131 988-0
41468 Neuss Fax +49 2131 988-900
Germany beko@beko.de
www.beko.de



Subject to technical changes without prior notice; the information provided does not represent characteristics of state within the meaning of the German Civil Code (BGB).

© Registered Trademarks by BEKO TECHNOLOGIES GmbH, Neuss